

Unique Student Identifier (USI)

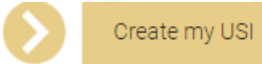
Australian Government
Department of Industry**Skills**

Unique Student Identifier

What is a USI?

A USI is a 10 digit reference number that will allow students to see all their training results from all providers including all completed training units and qualifications. We cannot issue a Certificate or Statement of Attainment to a student without a verified USI.

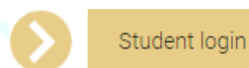
How do I create my USI?

1. You will need one form of ID to start (e.g. drivers licence, passport, visa, medicare card etc)
2. Go to www.usi.gov.au
3. Click on  and follow the prompts on the screen.
4. On completion, you will be issued with a 10 digit USI number.
5. Please enter these 10 digits on your Participant Details Form.


How can TB2000 view my credit transfers?

In order for Training Beyond 2000 to view your Credit Transfers from completed training:

1. Go to www.usi.gov.au
2. Login to your USI account
3. Select "Provide your USI".
4. Select "Add Organisation".
5. Enter details as follows:



MANAGE PERMISSIONS - ADD ORGANISATION

 Enter the Organisation's details and select Search to find an Organisation.

SEARCH DETAILS

Organisation Code Organisation Name